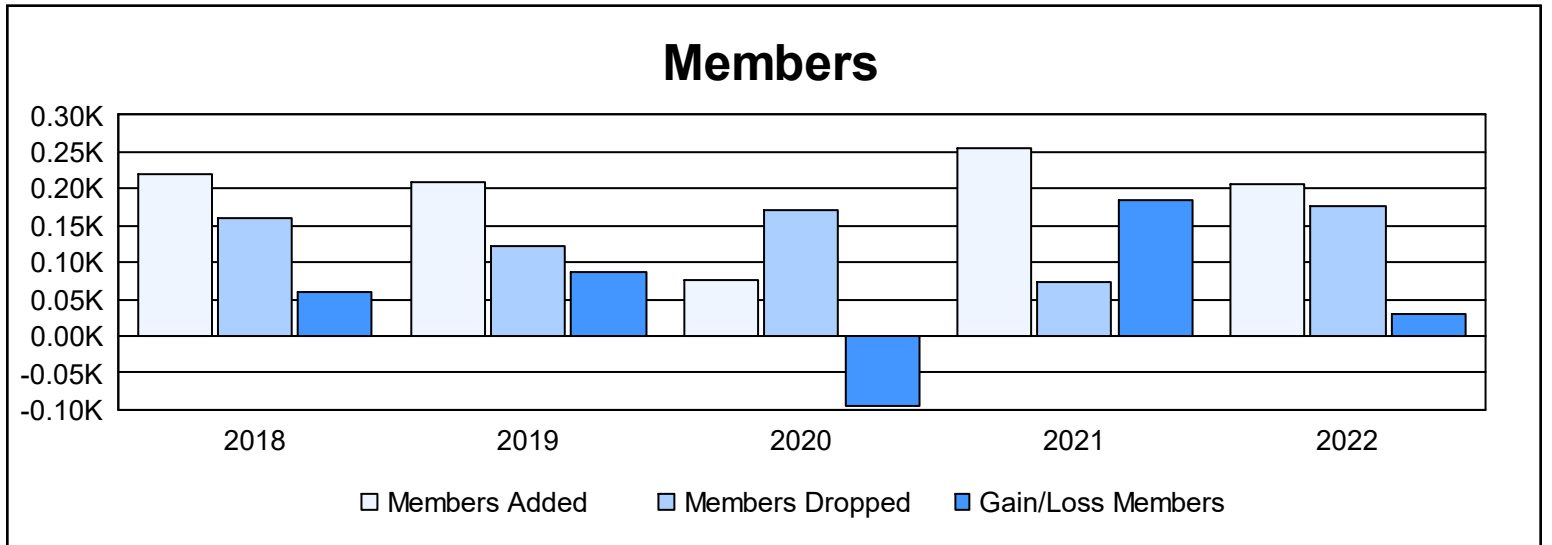
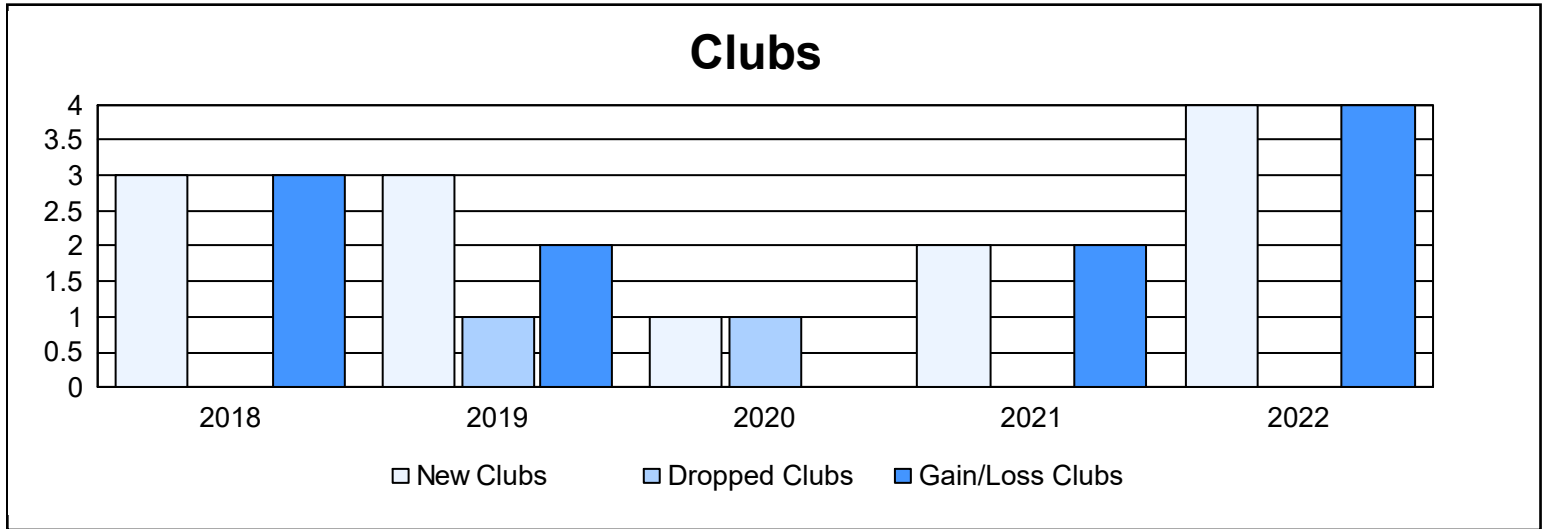
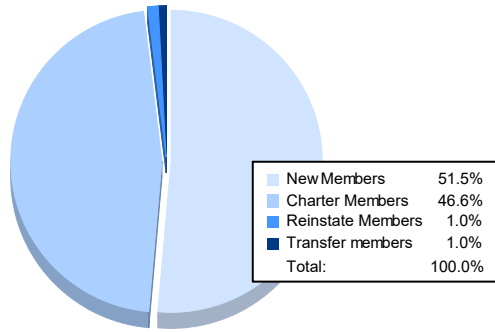


Year	New Clubs	Dropped Clubs	Gain/ Loss Clubs	New Members	Charter Members	Reinstate Members	Transfer Members	Total Member Added	Total Members Dropped	Gain/ Loss Members
2017-2018	3	0	3	129	67	24	1	221	160	61
2018-2019	3	1	2	135	66	3	5	209	121	88
2019-2020	1	1	0	55	19	1	1	76	170	-94
2020-2021	2	0	2	203	46	1	6	256	72	184
2021-2022	4	0	4	106	96	2	2	206	177	29
<b>Average</b>	<b>3</b>	<b>0</b>	<b>2</b>	<b>126</b>	<b>59</b>	<b>6</b>	<b>3</b>	<b>194</b>	<b>140</b>	<b>54</b>



### Membership Composition June 2022 Cumulative



### Gender Composition June 2022 Cumulative

